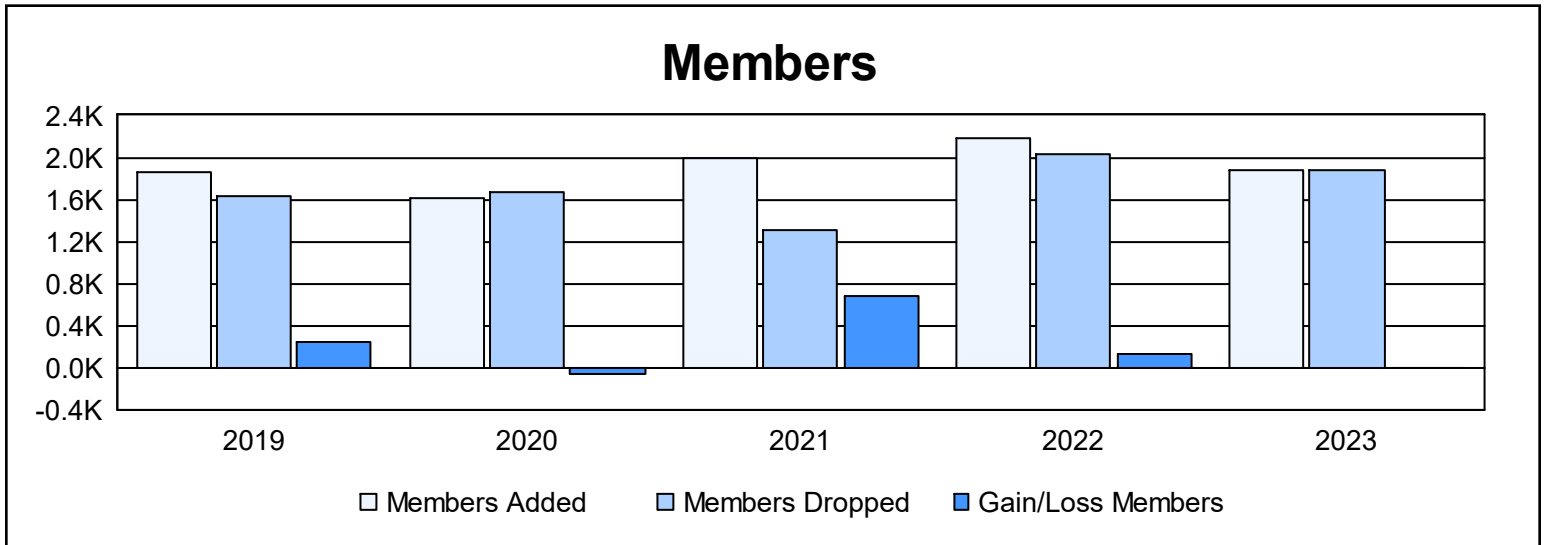
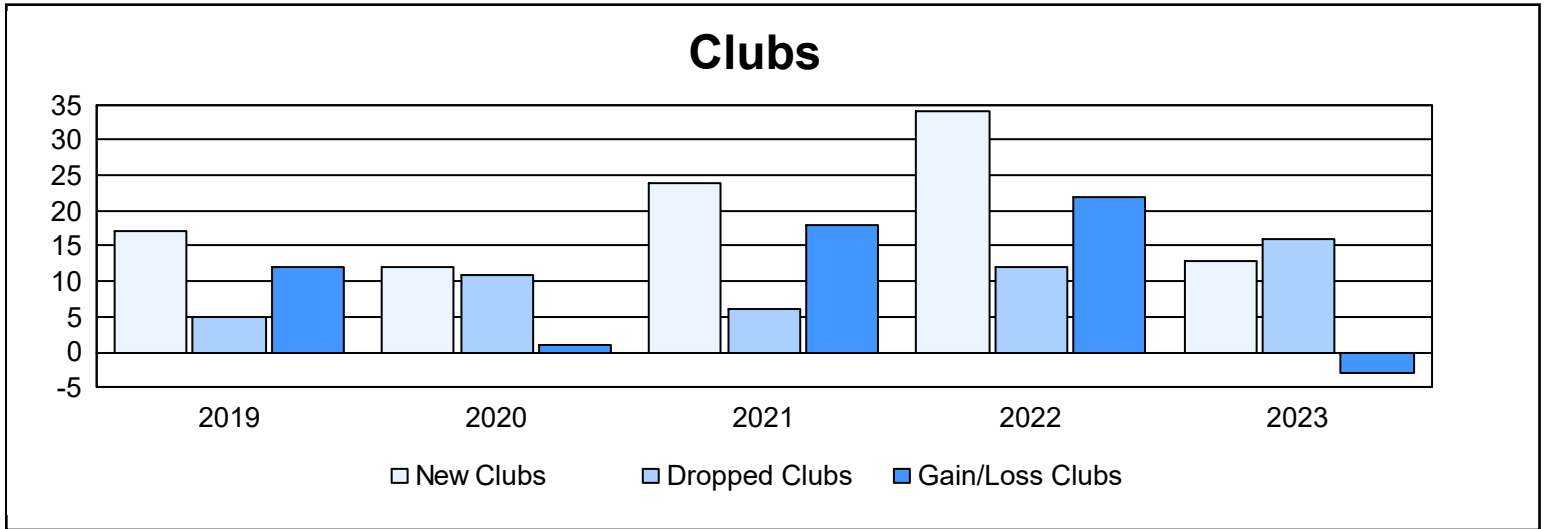
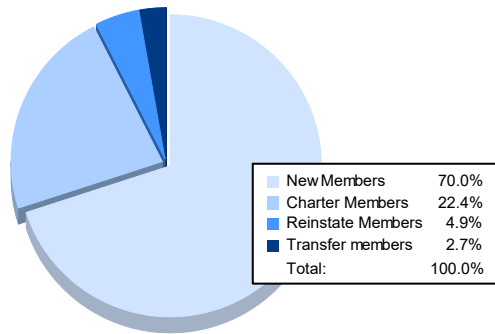


| Year | New Clubs | Dropped Clubs | Gain/ Loss Clubs | New Members | Charter Members | Reinstate Members | Transfer Members | Total Member Added | Total Members Dropped | Gain/ Loss Members |
|----------------|-----------|---------------|------------------|--------------|-----------------|-------------------|------------------|--------------------|-----------------------|--------------------|
| 2018-2019 | 17 | 5 | 12 | 1,162 | 558 | 43 | 99 | 1,862 | 1,621 | 241 |
| 2019-2020 | 12 | 11 | 1 | 1,154 | 353 | 64 | 42 | 1,613 | 1,665 | -52 |
| 2020-2021 | 24 | 6 | 18 | 1,279 | 615 | 46 | 54 | 1,994 | 1,305 | 689 |
| 2021-2022 | 34 | 12 | 22 | 1,113 | 933 | 90 | 36 | 2,172 | 2,037 | 135 |
| 2022-2023 | 13 | 16 | -3 | 1,315 | 420 | 92 | 51 | 1,878 | 1,885 | -7 |
| Average | 20 | 10 | 10 | 1,205 | 576 | 67 | 56 | 1,904 | 1,703 | 201 |



Membership Composition June 2023 Cumulative



Gender Composition June 2023 Cumulative

